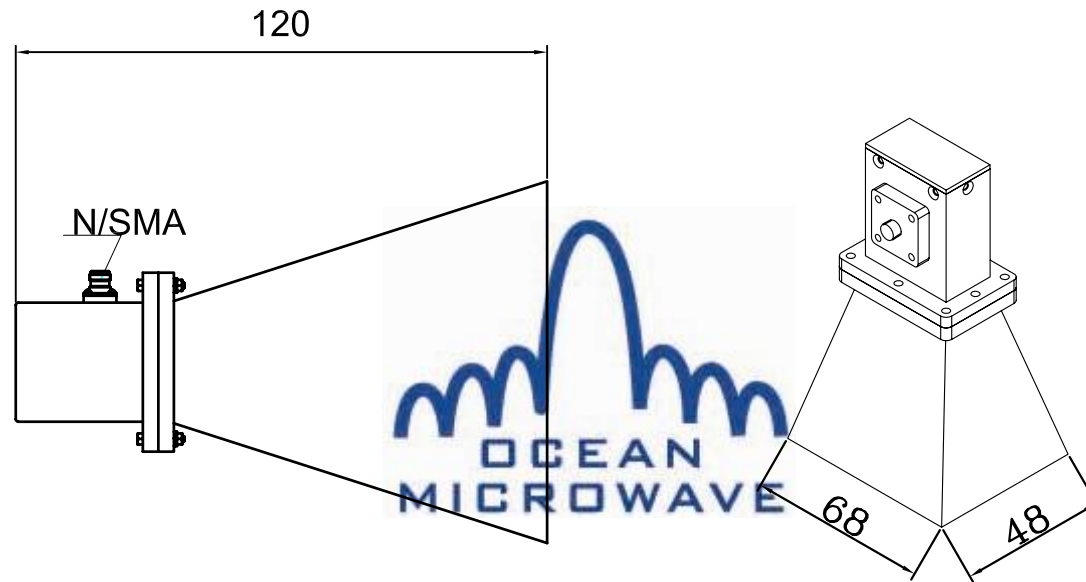


oceanmicrowave
 proprietary statement
 THE INFORMATION CONTAINED HEREIN IS
 COMPANY PROPRIETARY AND SHALL NOT BE
 DISCLOSED, COPIED OR USED IN WHOLE OR IN
 PART FOR ANY PURPOSE WITHOUT THE WRITTEN
 APPROVAL OF OCEANMICROWAVE CO.



SPECIFICATIONS

Frequency: 9.84-15GHz

Gain: 15dBi

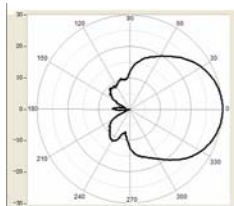
Waveguide.: WR75

Material: Al/CU.

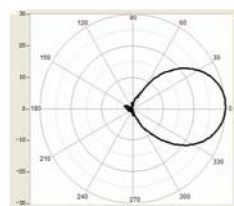
Polarization: Linear

Impedance: 50Ω

Port: N/SMA



Azimuth



Elevation

DRAWN

TAO

DATE

2010.2.1

CHEKED

XING

DATE

2010.2.2

DIMENSIONS ARE IN mm		OCEAN MICROWAVE	
TOLERANCES			
FRACTIONS ±1/100	DECIMALS .X ± .030	HORN ANTENNA	
ANGLES ±1/2°	.XX ± .020 .XXX ± .005		
THIRD ANGLE PROJECTION ⊕ ⊕	DO NOT SCALE THIS DRAWING	SCALE **:**	SHEET 1 OF 1
		SIZE D	DRAWING NO. OLB-75-15