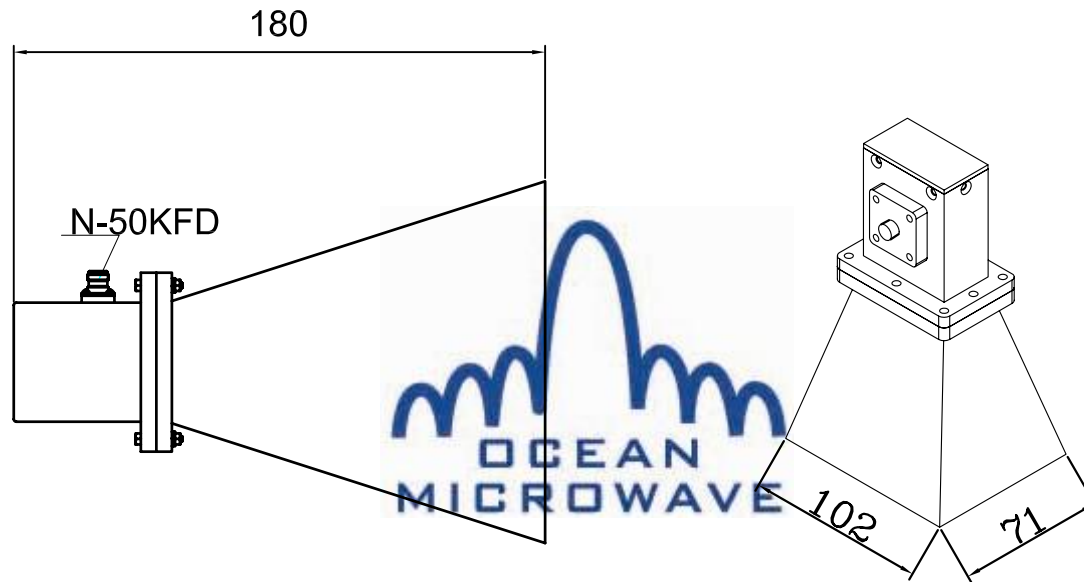


oceanmicrowave  
 proprietary statement  
 THE INFORMATION CONTAINED HEREIN IS  
 COMPANY PROPRIETARY AND SHALL NOT BE  
 DISCLOSED, COPIED OR USED IN WHOLE OR IN  
 PART FOR ANY PURPOSE WITHOUT THE WRITTEN  
 APPROVAL OF OCEANMICROWAVE CO.



**SPECIFICATIONS**

Frequency: 6.57-9.99GHz

Gain: 15dBi

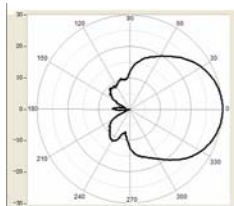
Waveguide.: WR112

Material: Al/CU.

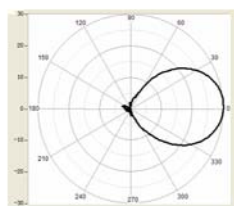
Polarization: Linear

Impedance: 50Ω

Port: N-K



Azimuth



Elevation

**DRAWN**

TAO

**DATE**

2010.2.1

**CHEKED**

XING

**DATE**

2010.2.2

DIMENSIONS ARE IN mm		<b>OCEAN MICROWAVE</b>	
TOLERANCES			
FRACTIONS ±1/100	DECIMALS .X ± .030	<b>HORN ANTENNA</b>	
ANGLES ±1/2°	.XX ± .020 .XXX ± .005		
THIRD ANGLE PROJECTION ⊕ ⊕	DO NOT SCALE THIS DRAWING	SCALE **:**	SHEET 1 OF 1
		SIZE <b>D</b>	DRAWING NO. <b>OLB-112-15</b>